



Dear Parents

Summer vacation is the time when you can be more candid and creative. This is the time when skills, other than intellectual skills can be nurtured and developed. The holiday homework designed would help your child to work independently and would improve their basic academic Skills such as reading, writing, and vocabulary. Kindly motivate your child to read short stories in English and Hindi to enhance their reading skills.

Holidays assignments are focused to let the creativity and talents, skills and desires of the children come to the surface. So dear students, enjoy doing the activities/assignments. Ensure timely completion and submission of the work given.

English Holiday Homework

1) Make a “Book Report” on anyone of the stories you have read from the book “Radiant Reader”.

a) School Sports

b) In the country

c) Clever Girija

d) Little Red Riding hood I,II

Your book report should include the following: -

a) Book Cover: Make it very attractive.

b) The title of the story

- c) The character you like the most and 4 words to describe your favourite character.
- d) A brief summary of the story.
- e) The reason why you liked the story.

2) Grammar Time: Popping with Describing words

Design a popcorn packet and write few describing words to describe your favourite snack. The sample for the same has been shared below.



3) Creative writing

Virtual trip to Sikkim.

The students need to watch on the you tube (through virtual trip) for interesting facts like food, culture, and tourist places of the same. On an A-4 sheet draw /paste pictures of the same. Also, write 4 to 5 sentences about it.

4) Calligraphy-Do a page of cursive handwriting in your practice notebook for at least 15 days.

हिंदी ग्रीष्मावकाश गृहकार्य

1. किसी भी अपने मुन्पसंद पक्षी का चित्र ए-4 रंगीन शीट पर बनाकर रंग भरों और नीचे दिए गए विषय पर अपनी कल्पना से पाँच वाक्य लिखिए ।

“अगर मैं पक्षी होता तो ”.....

2. नीचे दी गई पंचतंत्र कहानियों में से कोई भी दो कहानियाँ पढ़ें और अपने शब्दों में उनका वर्णन करना सीखियें ।
ग्रीष्मावकाश समाप्त होने के बार मौखिक गतिविधि के रूप में इससे प्राप्त होने वाले संदेश/ शिक्षा के साथ छात्रप्रस्तुत करेंगे ।

1. भेड़िया और शेर

2. साधू और चूहा

3. सियार और ढोल

4. बंदर और मगरमच्छ

5.शेर और चूहा

3.आम को फलों का राजा क्यों कहा जाता है ? अभिभावक की सहायता उसका उत्तर जाने । इसका

ए-4 रंगीन शीट पर बनाकर रंग भरिए और इस विषय पर पाँच वाक्य लिखिए ।

4.प्रतिदिन 1 पेज सुलेख लिखिए । (कम से कम २० दिन के लिए सुलेख कीजिए)

5.सिक्किम के कोई भी दो दर्शनीय स्थलों के बारे में जानकारी प्राप्त करते हुए उसके चित्र को बनाकर घर पर सजावट के सामान से सजाइए और उसके बारे में 5 से 6 पंक्तियां लिखिए ।

Maths Holiday Homework

1. Place value Super Heroes:

Pick any 4 numbers between 101 to 500 and find the Place Value of these numbers and present it as shown in the sample below.

The worksheet is titled "Place Value" in a pink cloud. It features a cartoon superhero character on the left. The main content is organized into a grid of yellow boxes for place value and blue boxes for different representations of the number 386.

hundreds	tens	ones
3	8	6

Below the grid, there are four blue boxes representing different forms of the number 386:

- unit form:** 3 hundreds, 8 tens, 6 ones
- expanded form:** $300+80+6$
- standard form:** 386
- word form:** three hundred

At the bottom left, there is a box labeled "draw it out" with a grid of squares.



2. From Shapes to Art

Make some animals as seen in the picture below using any shape. Use coloured paper, decorative materials to do your project.



3. From 2 to 5 - I know them all- Project on multiplication tables

Make creative multiplication table flowers for any 2 tables you know and then arrange the flowers in a pot made of waste material. Refer to the picture given below.



4. EK BHARAT SHRESHTH BAHAR:

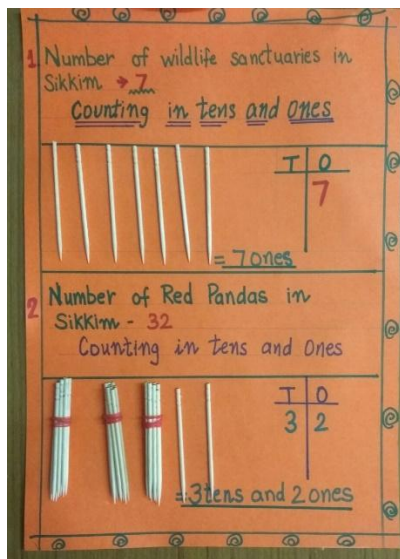
SIKKIM PROJECT

As part of the EK BHARAT SHRESTHA BHARAT a programme of Ministry of Education to enhance understanding and bonding between the states , thereby strengthening unity and integrity of India , children have to do the following activity .

As a part of this project do the following activity

- Using the concept of ones and tens represent the following data on A4 size coloured sheet.
 - 1.Number of wildlife sanctuaries in Sikkim.
 2. Number of Red Pandas in Sikkim.
 3. Number of Snow leopards in SikkimRefer to the example given below to do your project. You can also draw and show the number on the abacus.

Things to use: Matchsticks, Ice cream sticks., bindis etc



5. Learn table of 2, 3, 4, 5, and 10

Revise Number names 1 to 500

Revise all concepts related to 1 to 500.

Revise worksheets 1 to 30 from the worksheet booklet.

EVS HOLIDAY HOMEWORK

1. "From Sun to Snow, see how seasons grow!"

2. Make a creative season umbrella or Season wheel depicting the 4 different seasons. Paste pictures related to the seasons like clothes we wear during that season, food we enjoy, activities we do..... Refer the samples given below.

Also write 5 lines on the topic "The season I like the most" in your scrap book or A4 coloured sheet. Do the work neatly and creatively.



2. "Small actions, big impact "


Under this activity Design a poster promoting environmental conservation. Do the work in scrap book or A4 coloured sheet. Refer the picture given below.



3. My Kindness Calendar

Prepare a 7-day kindness calendar with one good deed per day.
On a small chart or scrap book or A4 sheet, divide it into 7 boxes.

Write or draw one kind act for each day (e.g., “Helped Grandpa with glasses,” “Gave water to a thirsty bird”). To Reinforces values and empathy.

SUN	MON	TUE	WED	THU	FRI	SAT
Make someone laugh. 	Feed the birds. 	Leave a positive note. 	Call a family member. 	Recycle. 	Do an extra chore. 	Encourage someone. 
Tell your family that you love them. 	Donate something of yours. 	Pick up litter. 	Share your toys. 	Help a friend. 	Tell a joke. 	Tell your parents that you love them. 
Hold the door for someone. 	Send a letter to someone. 	Encourage someone. 	Read a book to someone. 	Learn something new. 	Compliment someone. 	Say hello to someone new. 
Give someone a treat. 	Write a thank you card. 	Make a gift for a friend. 	Wash the dishes. 	Smile at someone. 	Send a care package. 	Write 5 things you are grateful for. 
Give a High five. 	Make someone laugh. 	Be kind to a stranger. 	Let someone go in front of you in the line. 	Plant some plants. 	Give someone a hug. 	Put away groceries. 

4.ART- INTEGRATED ACTIVITY

Theme- Ek Bharat Shreshtha Bharat As part of the EK BHARAT SHRESHTHA BHARAT, a programme of Ministry of Education to enhance understanding and bonding between the states, thereby strengthening unity and integrity in India, children have to do the following activity.

- Compare the types of Houses found in Delhi and Sikkim. Compare them on the following parameters
- : • TYPE
- MATERIALS USED (paste a sample in small pouches)
- DESIGN
- Paste relevant pictures on a chart paper. Sample images have been shared below.



Computer Summer Holiday Homework

Topic: "My Favourite Cartoon Character"

- Create a picture in MS Paint about your favourite cartoon character
- Use colours, shapes, and brushes to make it fun
- Save your artwork with your name
- Have fun and be creative!

Art Summer holiday homework

1) Page no: 35, 36, 37, 38, 39 and 40 from the ART BOOK.

2) IN THE ART FILE

Topic: Drawing and colouring their favourite Animal or Cartoon character.